

Adding your new Digital Bicycle NSW Member Card to your mobile phone – Android

Step 1: Open the email on your mobile phone and click on the link which says “Click Here For Your Membership Card”.



Membership Number: 100001
Membership Type: Individual Member
Membership Expiry Date: 30/06/2019

Dear Test,

Thank you for being a part of our cycling community and helping create a better environment for cycling.

This year your Bicycle NSW membership card has gone digital! That means you can take advantage of benefits from your phone, mobile device and computer. We know you will enjoy your new Digital Membership Card which can be stored in a smart device digital wallet.

We understand most riders carry their phones on them 24/7. Here are some of the benefits of having your digital Membership card stored on your smart device.

1. Emergency contact details in case of an accident
2. Easy access to Membership details for cycling event registration
3. Direct access to our list of affiliated partners

To add your Membership Card to your digital wallet, open this email on your smart device and click the button below.



Press the button

Step 2: Your card will appear on the Pass Source website. Click “Add to WalletPasses” then go to **Step 7**.

*If you do not have a wallet app installed on your phone, go to **Step 3**.*




Pass Ready



You may need to [download Wallet Passes](#) first if you don't have a pass viewer installed.



Step 3: Please install a wallet app. There is a prompt which will link you to Play Store where you can download WalletPasses.



Step 4: Install your wallet app. We installed WalletPasses.

Step 5: Return to your original email from Bicycle NSW and click on the link which says “Click Here For Your Membership Card”.

Step 6: You should be taken to the Wallet Pass website. Now click on “Add to WalletPasses”.

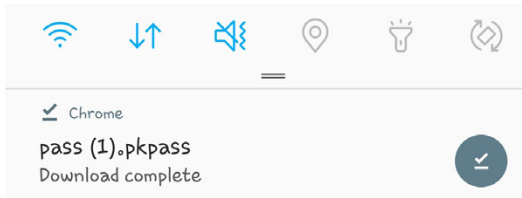
Pass Ready



Click ADD

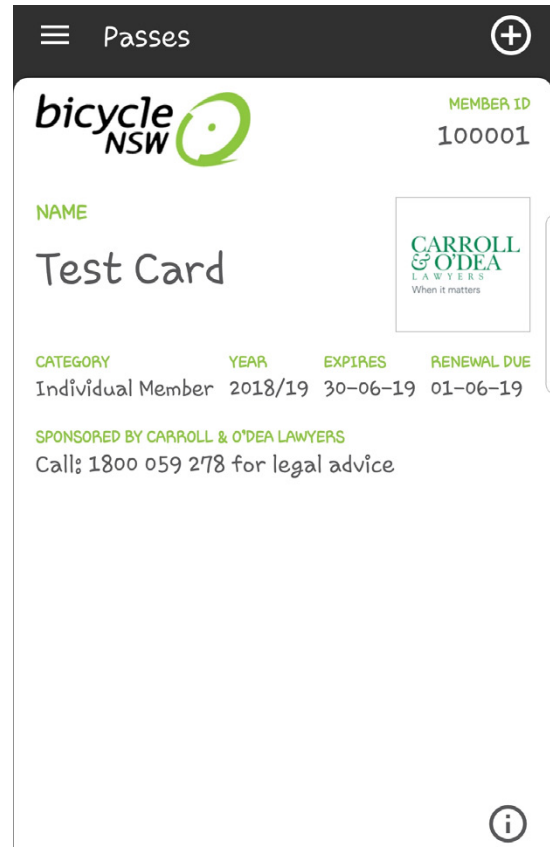
Adding your new Digital Bicycle NSW Member Card to your phone - Android

Step 7: A file will download called something similar to “pass.pkpass”. Click on this file and it will take you to your digital membership card in WalletPasses.

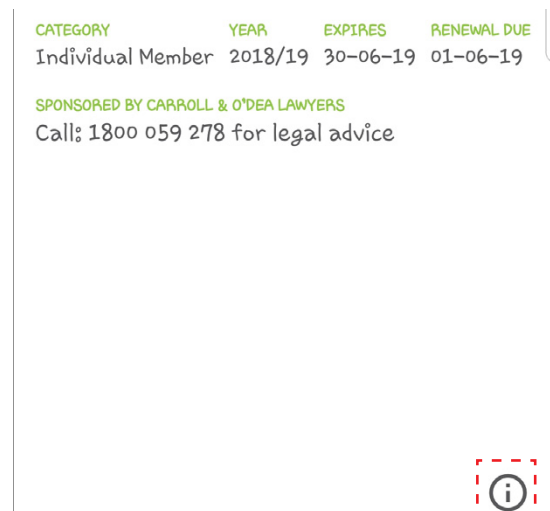


Step 8: If step 7 does not work. Open WalletPasses and click “Import Passes”. WalletPasses will scan your files and collect any files ending with .pkpass, into the app.

Step 9: You should now be able to access your Bicycle NSW Digital Membership Card.



Step 10: Tap on your card and access more information using the ⓘ button.




for more information